PRUEBA DE ACCESO AL PROGRAMA DE FORMACIÓN GENERAL ELEMENTAL

ACCESO A 2° CURSO

MÓDULO 1

Estructura de la prueba:

A) Ejercicio de lenguaje musical: el contenido de estos ejercicios estará desarrollado en la programación didáctica de la asignatura Lenguaje Musical.

B) Prueba de instrumento: los aspirantes interpretarán al menos 2 estudios y 2 obras de distintos estilos, un estudio y una obra impuesta (Applebaum S. - Estudios en Primera Posición N°11 /S. Suzuki Vol 1 – N°14 Etude) y otro estudio y obra a elección incluidas en el curso 1° del Programa de Formación General Elemental. Las obras se exigirán completas, pero podrán ser escuchadas en forma parcial. Dentro de la selección del estudiante, podrán incluirse obras para el instrumento solo o acompañado. Se valorará la ejecución de memoria de las obras presentadas. En ningún caso se facilitará pianista acompañante.

Las obras, piezas o ejercicios que seleccione el estudiante para la prueba estarán incluidas en el siguiente listado:

Estudios a elección:

- *Applebaum S- Estudios en Primera Posición (#13,14,16)*

Obras a elección:

- *S. Suzuki- Vol 1- (#11,12)*

We Combine the Détaché Above and Below the Middle

W.B. means whole bow. This is only approximate. You need not go all the way to the tip.
A.M. means above the middle of the bow.
B.M. means below the middle of the bow.

Above the notes you will be told exactly in what part of the bow you are to play. Remain in that part of the bow until the next indication. Simile means to continue in the same manner as in the first four measures.

The two slanted lines you see in the last measure mean that you are to lift the bow from the string after the note has been played.

11. Firmly Spoken

R. HOFMANN



Material compilado con fines académicos

14

Etude

Practice with the same short strokes as Perpetual Motion.
Listen for perfect intonation in high
and low positions of the 2nd finger.

Shinichi Suzuki



Variation

Material compilado con fines académicos

Etude

Shinichi Suzuki



* Viola part includes a repeat which is written out in the accompaniment.

Material compilado con fines académicos

We Continue to Combine the Détaché Above and Below the Middle-The Key of D

In this etude, use the full width of the hair throughout the length of the bow. Use a little less bow and apply less pressure for the measures to be played "piano" (*p*). Here we have the key of D major which has two sharps. The names of the sharps are F and C. Each F and C is to be raised. The C sharps are played with the third on the G and the second finger on the A string.

𝄐 This is called a fermata or a hold. It means that you are to hold the note a little longer than its value.

13. Ecossaise



Material compilado con fines académicos

14. Running Along

D. KABALEVSKY



E.L.2025

Material compilado con fines académicos

16. Arpeggio Waltz

F. WOHLFAHRT



E.L.2025

Material compilado con fines académicos

11

Allegretto



Material compilado con fines académicos

Allegretto

Shinichi Suzuki



Material compilado con fines académicos

12
Andantino



Material compilado con fines académicos

Andantino



Material compilado con fines académicos